

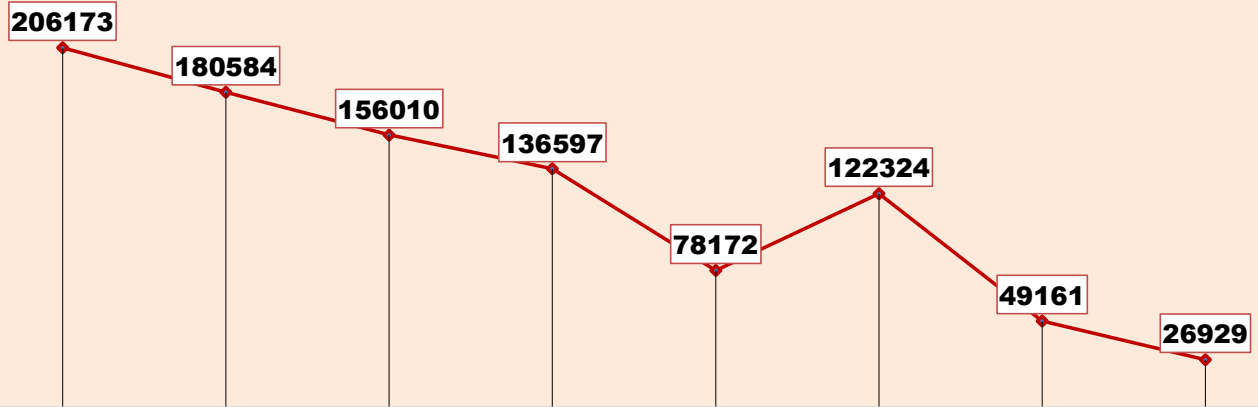


# ग्रामीण गृहनिर्माण

दैनिक प्रगती अहवाल : १५.०९.२०२३

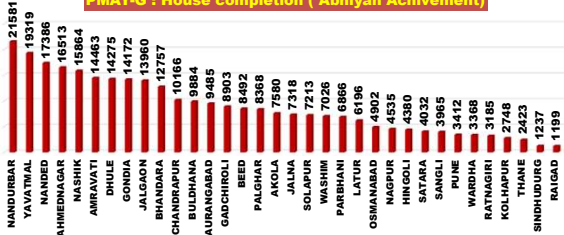
प्रधानमंत्री आवास योजना ग्रामीण – मंजूरी, पूर्ण घरकुले, हप्ते वितरण, भूमिहीन, आर्थिकदृष्ट्या अपुर्ण  
राज्य पुरस्कृत ग्रामीण आवास योजना – मंजूरी, पूर्ण घरकुले, हप्ते वितरण, आर्थिकदृष्ट्या अपुर्ण

योजना	एकूण मंजूरी	दैनिक मंजूरी	एकूण पूर्ण	दैनिक पूर्ण घरकुले	दैनिक पहिला हप्ता वितरित	दैनिक दुसरा हप्ता वितरित	दैनिक तिसरा हप्ता वितरित
प्रधानमंत्री आवास योजना ग्रामीण	१३८९१४२	०	११८०३६३	१७७	२६	११२	२०५
राज्य योजना	६२१५४६	६४५	४४१०१७	१८५	६	१	३
एकूण	२०१०६८८	६४५	१६२१३८०	३६२	३२	११३	२०८

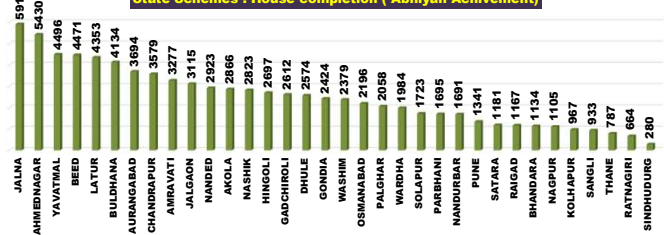


पहिला हप्ता मिळाल्यानंतर ३ महिने उलटूनही अपुर्ण घरकुले  
पहिला हप्ता मिळाल्यानंतर ६ महिने उलटूनही अपुर्ण घरकुले  
पहिला हप्ता मिळाल्यानंतर ९ महिने उलटूनही अपुर्ण घरकुले  
पहिला हप्ता मिळाल्यानंतर १२ महिने उलटूनही अपुर्ण घरकुले  
पहिला हप्ता मिळाल्यानंतर १८ महिने उलटूनही अपुर्ण घरकुले  
पहिला हप्ता मिळाल्यानंतर १० दिवसानंतरही दुसरा हप्ता न मिळालेली घरकुले  
दुसरा हप्ता मिळाल्यानंतर १० दिवसानंतरही तिसरा हप्ता न मिळालेली घरकुले  
तिसरा हप्ता मिळाल्यानंतर १० दिवसानंतरही अपुर्ण घरांची संख्या

PMAY-G : House completion ( Abhiyan Achievement)



State Schemes : House completion ( Abhiyan Achievement)

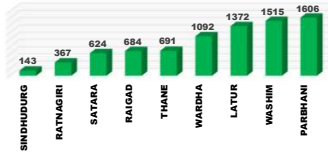


राज्य व्यवस्थापन कक्ष- ग्रामीण गृहनिर्माण

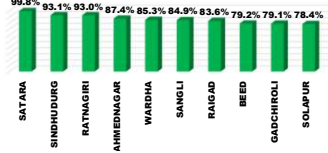
४ था मजला, दक्षिण कक्ष, सिडको भवन, सीबीडी बेलापूर, नवी मुंबई - ४०० ६१४.

# Top and Bottom Ten Districts

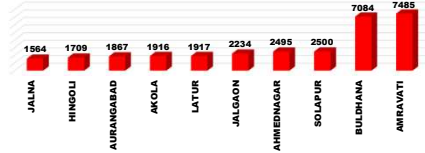
PMAY-G Delayed Houses TOP 10 Dist.



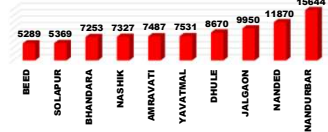
State Schemes Sanction TOP 10 Dist.



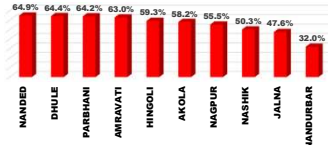
PMAY-G Remaining 1st Installments Bottom 10 Dist.



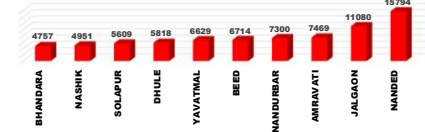
PMAY-G Delayed Houses Bottom 10 Dist.



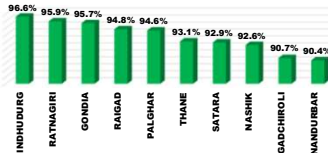
State Schemes Sanction Bottom 10 Dist.



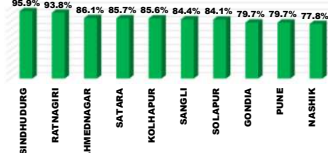
PMAY-G Remaining 2nd Installments Bottom 10 Dist.



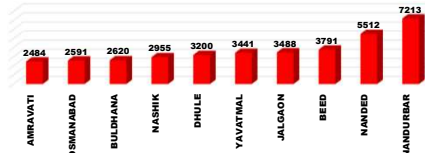
PMAY-G Completion TOP 10 Dist.



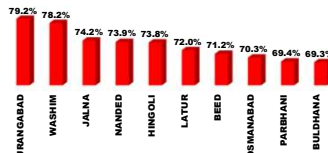
State Schemes Completion TOP 10 Dist.



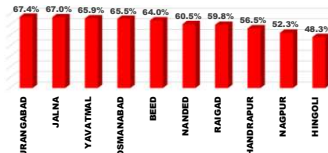
PMAY-G Remaining 3rd Installments Bottom 10 Dist.



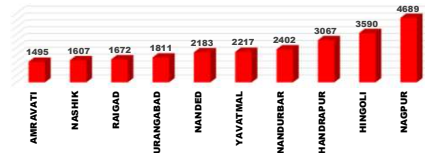
PMAY-G Completion Bottom 10 Dist.



State Schemes Completion Bottom 10 Dist.



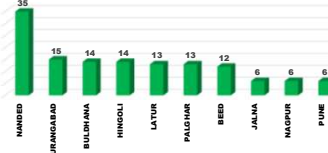
State Schemes Remaining 1st Installments Bottom 10 Dist.



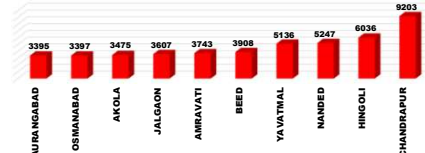
PMAY-G Daily Completion Top 10 Dist.



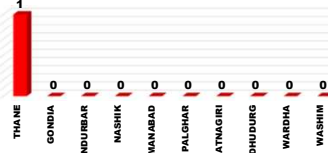
State Schemes Daily Completion Top 10 Dist.



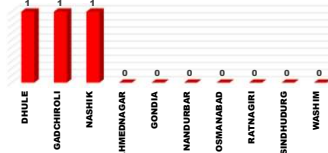
State Schemes Remaining 2nd Installments Bottom 10 Dist.



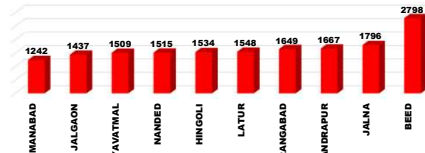
PMAY-G Daily Completion Bottom 10 Dist.



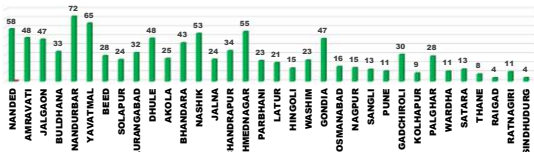
State Schemes Daily Completion Bottom 10 Dist.



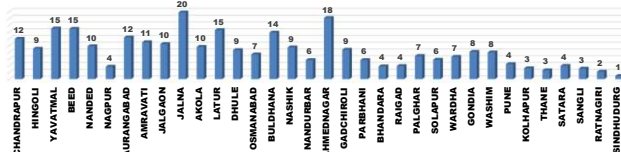
State Schemes Remaining 3rd Installments Bottom 10 Dist.



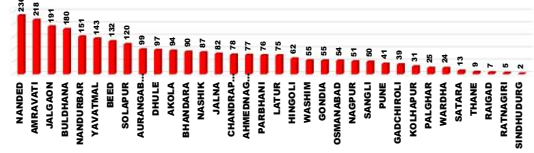
PMAY-G : Current Pace of Completion Per Day (Abhiyan)



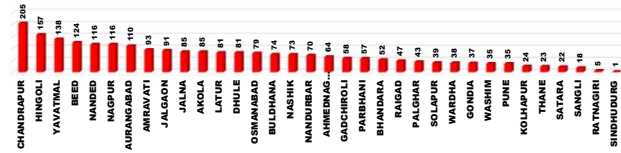
State Schemes : Current Pace of Completion Per Day (Abhiyan)



PMAY-G Required Pace of Completion Per Day



State Schemes Required Pace of Completion Per Day



प्रधानमंत्री आवास योजना ग्रामीण - मंजूरी (PWL+Awaas Plus)

Sr. No.	Division	Target (PWL+Awaas Plus)	14.09.2023	15.09.2023	Daily Achivement	Remaining
1	NASHIK DIV.	411635	411563	411563	0	72
2	AMRAVATI DIV.	268871	267853	267853	0	1018
3	AURANGABAD DIV.	235120	234534	234494	0	626
4	NAGPUR DIV.	288089	287576	287560	0	529
5	KONKAN DIV.	69466	69451	69451	0	15
6	PUNE DIV.	119414	118344	118221	0	1193
<b>Total</b>		<b>1392595</b>	<b>1389321</b>	<b>1389142</b>	<b>0</b>	<b>3453</b>

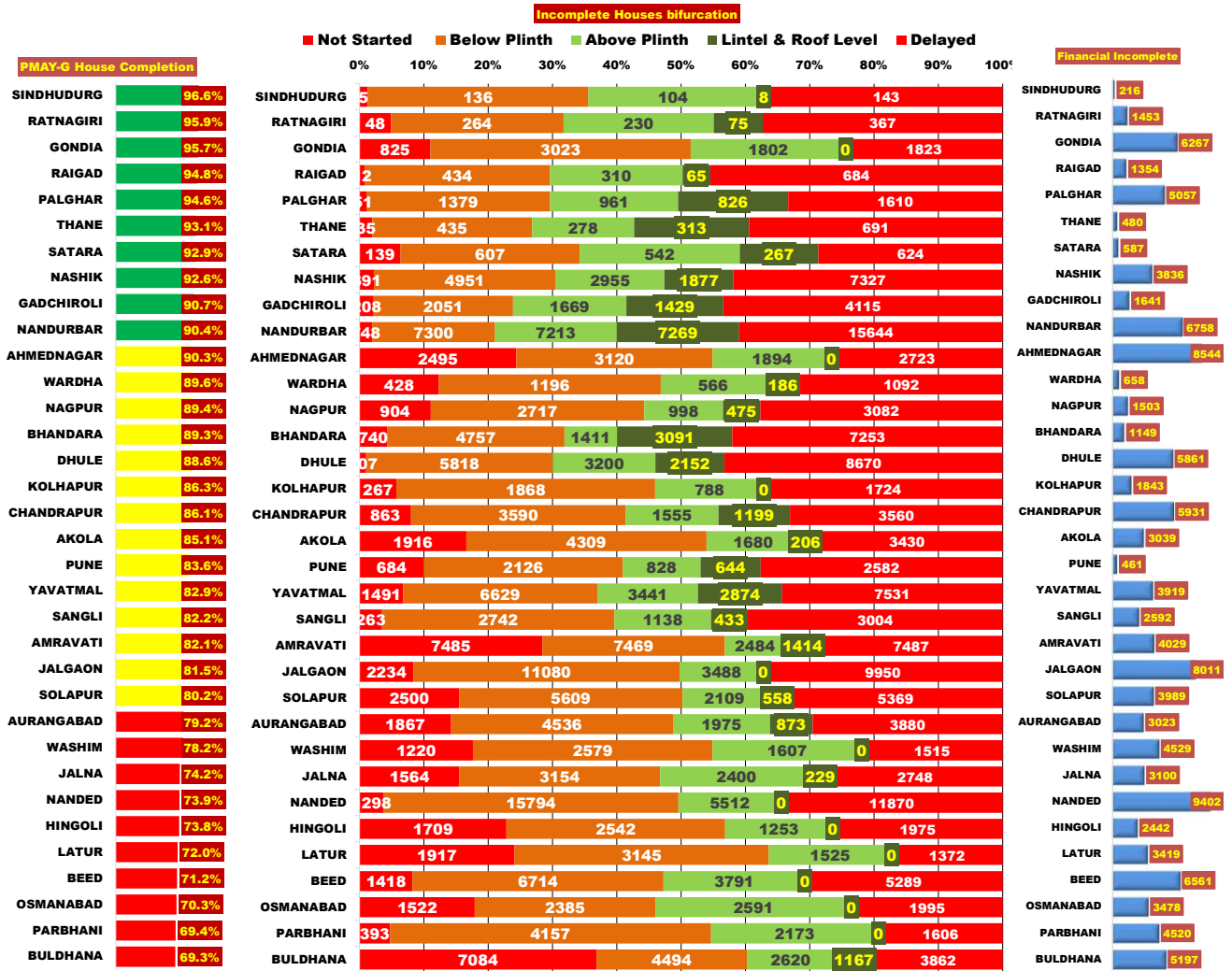
Sr. No.	District	Target (PWL+Awaas Plus)	14.09.2023	15.09.2023	Daily Achivement	Remaining
1	AHMEDNAGAR	60463	60449	60449	0	14
2	AKOLA	48121	47804	47804	0	317
3	AMRAVATI	92905	92622	92622	0	283
4	AURANGABAD	36139	36139	36139	0	0
5	BULDHANA	44667	44619	44619	0	48
6	CHANDRAPUR	42434	42416	42416	0	18
7	DHULE	64639	64634	64634	0	5
8	GADCHIROLI	31617	31615	31615	0	2
9	GONDIA	95895	95895	95895	0	0
10	HINGOLI	18083	18083	18083	0	0
11	JALGAON	78446	78424	78424	0	22
12	JALNA	24023	24023	24023	0	0
13	KOLHAPUR	17195	17164	17164	0	31
14	LATUR	20368	20368	20368	0	0
15	NANDURBAR	118784	118760	118760	0	24
16	NASHIK	89303	89296	89296	0	7
17	PALGHAR	35188	35188	35188	0	0
18	PARBHANI	18803	18782	18782	0	21
19	RAIGAD	9819	9819	9819	0	0
20	RATNAGIRI	9791	9786	9786	0	5
21	SINDHUDURG	5096	5086	5086	0	10
22	THANE	9572	9572	9572	0	0
23	WARDHA	17861	17754	17754	0	107
24	WASHIM	19363	19218	19218	0	145
25	YAVATMAL	63815	63590	63590	0	225
26	PUNE	19276	19165	19164	-1	112
27	NANDED	68729	68608	68606	-2	123
28	NAGPUR	36474	36292	36289	-3	185
29	SATARA	14494	14437	14429	-8	65
30	BHANDARA	63808	63604	63591	-13	217
31	OSMANABAD	14142	13784	13767	-17	375
32	BEED	34833	34747	34726	-21	107
33	SANGLI	21342	21236	21206	-30	136
34	SOLAPUR	47107	46342	46258	-84	849
<b>Total</b>		<b>1392595</b>	<b>1389321</b>	<b>1389142</b>	<b>0</b>	<b>3453</b>

प्रधानमंत्री आवास योजना - ग्रामीण : भूमिहीन लाभार्थी अहवाल

Sr. No.	District	Google Sheet Report			AwaasSoft Report			
		Total Landless	Provided land	Remaining	Landless beneficiaries tagged in AwaasSoft	Landless beneficiaries provided land	Remaining Landless	Remaining Tag (provided land)
1	DHULE	18	18	0	18	18	0	0
2	GADCHIROLI	9	9	0	9	9	0	0
3	GONDIA	2450	2450	0	2457	2329	128	121
4	KOLHAPUR	257	257	0	246	228	18	29
5	NANDURBAR	0	0	0	0	0	0	0
6	PALGHAR	11	11	0	11	11	0	0
7	RAIGAD	6	6	0	6	6	0	0
8	RATNAGIRI	23	23	0	23	23	0	0
9	SINDHUDURG	420	420	0	416	416	0	4
10	NANDED	354	322	32	368	263	105	59
11	THANE	112	80	32	118	60	58	20
12	BEED	212	125	87	361	66	295	59
13	SATARA	812	714	98	815	622	193	92
14	SANGLI	324	216	108	321	142	179	74
15	NASHIK	1699	1501	198	1680	1162	518	339
16	PARBHANI	307	63	244	291	54	237	9
17	WARDHA	2159	1866	293	2283	1852	431	14
18	CHANDRAPUR	2400	1935	465	2494	1615	879	320
19	PUNE	2069	1604	465	2057	867	1190	737
20	BHANDARA	4807	4239	568	4807	4385	422	-146
21	NAGPUR	4459	3835	624	4451	3535	916	300
22	HINGOLI	1713	796	917	1713	466	1247	330
23	JALNA	1359	406	953	1374	85	1289	321
24	LATUR	2178	1194	984	2258	818	1440	376
25	OSMANABAD	2090	1073	1017	2072	102	1970	971
26	JALGAON	22530	21460	1070	22575	20900	1675	560
27	WASHIM	2813	1685	1128	2747	1484	1263	201
28	YAVATMAL	3094	1834	1260	3196	1802	1394	32
29	AKOLA	6798	5411	1387	6702	5310	1392	101
30	AURANGABAD	3266	1700	1566	3155	1805	1350	-105
31	AHMEDNAGAR	7588	5242	2346	7798	5139	2659	103
32	SOLAPUR	6436	3962	2474	5819	3957	1862	5
33	BULDHANA	15352	9268	6084	15685	9148	6537	120
34	AMRAVATI	20601	13785	6816	20313	13431	6882	354
	<b>Total</b>	<b>118726</b>	<b>87510</b>	<b>31216</b>	<b>118639</b>	<b>82110</b>	<b>36529</b>	<b>5651</b>

## प्रधानमंत्री आवास योजना ग्रामीण - पूर्ण घरकूले

Sr. No.	Division	Sanction	14.09.2023	15.09.2023	Daily Achivement	Remaining	Completed & verified	Remaining verified
1	AURANGABAD DIV.	234494	172510	172586	76	61908	162904	9682
2	PUNE DIV.	118221	98760	98792	32	19429	94335	4457
3	NAGPUR DIV.	287560	261997	262029	32	25531	252773	9256
4	NASHIK DIV.	411563	365687	365707	20	45856	344322	21385
5	AMRAVATI DIV.	267853	215414	215429	15	52424	206342	9087
6	KONKAN DIV.	69451	65818	65820	2	3631	63482	2338
<b>Total</b>		<b>1389142</b>	<b>1180186</b>	<b>1180363</b>	<b>177</b>	<b>208779</b>	<b>1124158</b>	<b>56205</b>



प्रधानमंत्री आवास योजना ग्रामीण - पूर्ण घरकूले

Sr. No.	District	Sanction	14.09.2023	15.09.2023	Daily Achivement	Remaining	Completed & verified	Remaining verified
1	NANDED	68606	50650	50696	46	17910	48443	2253
2	CHANDRAPUR	42416	36486	36505	19	5911	35209	1296
3	DHULE	64634	57256	57270	14	7364	53257	4013
4	SOLAPUR	46258	37111	37121	10	9137	35482	1639
5	BEED	34726	24711	24720	9	10006	22966	1754
6	AURANGABAD	36139	28609	28617	8	7522	26888	1729
7	SATARA	14429	13399	13407	8	1022	12874	533
8	SANGLI	21206	17425	17432	7	3774	16630	802
9	GADCHIROLI	31615	28664	28670	6	2945	26258	2412
10	YAVATMAL	63590	52721	52727	6	10863	49155	3572
11	JALGAON	78424	63873	63878	5	14546	61972	1906
12	LATUR	20368	14665	14670	5	5698	14206	464
13	PUNE	19164	16017	16022	5	3142	14882	1140
14	BHANDARA	63591	56765	56769	4	6822	53592	3177
15	BULDHANA	44619	30901	30905	4	13714	29254	1651
16	AKOLA	47804	40674	40677	3	7127	39693	984
17	JALNA	24023	17821	17824	3	6199	16676	1148
18	NAGPUR	36289	32425	32428	3	3861	31195	1233
19	PARBHANI	18782	13036	13039	3	5743	12474	565
20	AMRAVATI	92622	76086	76088	2	16534	73770	2318
21	HINGOLI	18083	13336	13338	2	4745	12805	533
22	KOLHAPUR	17164	14808	14810	2	2354	14467	343
23	AHMEDNAGAR	60449	54592	54593	1	5856	53741	852
24	RAIGAD	9819	9308	9309	1	510	8998	311
25	THANE	9572	8908	8909	1	663	8511	398
26	GONDIA	95895	91750	91750	0	4145	91141	609
27	NANDURBAR	118760	107311	107311	0	11449	96230	11081
28	NASHIK	89296	82655	82655	0	6641	79122	3533
29	OSMANABAD	13767	9682	9682	0	4085	8446	1236
30	PALGHAR	35188	33299	33299	0	1889	31971	1328
31	RATNAGIRI	9786	9389	9389	0	397	9169	220
32	SINDHUDURG	5086	4914	4914	0	172	4833	81
33	WARDHA	17754	15907	15907	0	1847	15378	529
34	WASHIM	19218	15032	15032	0	4186	14470	562
<b>Total</b>		<b>1389142</b>	<b>1180186</b>	<b>1180363</b>	<b>177</b>	<b>208779</b>	<b>1124158</b>	<b>56205</b>

राज्यपुरस्कृत आवास योजना ग्रामीण - मंजूरी

Sr. No.	Division	Target	14.09.2023	15.09.2023	Daily Achivement	Sanction %	Remaining	Sanction State Rank
1	AMRAVATI DIV.	157798	105391	105702	311	67.0%	52096	4
2	NASHIK DIV.	207115	122336	122486	150	59.1%	84629	5
3	NAGPUR DIV.	164085	113708	113782	74	69.3%	50303	3
4	AURANGABAD DIV.	273086	179440	179495	55	65.7%	93591	6
5	KONKAN DIV.	44680	35369	35418	49	79.3%	9262	1
6	PUNE DIV.	79398	64657	64663	6	81.4%	14735	2
<b>Total</b>		<b>926162</b>	<b>620901</b>	<b>621546</b>	<b>645</b>	<b>67.1%</b>	<b>304616</b>	

Sr. No.	District	Target	14.09.2023	15.09.2023	Daily Achivement	Sanction %	Remaining	Sanction State Rank
1	BULDHANA	28967	20453	20764	311	71.7%	8203	19
2	DHULE	31410	20098	20224	126	64.4%	11186	24
3	PARBHANI	29060	18604	18658	54	64.2%	10402	22
4	NAGPUR	33291	18417	18470	53	55.5%	14821	29
5	RAIGAD	10569	8785	8834	49	83.6%	1735	5
6	JALGAON	34417	25748	25772	24	74.9%	8645	20
7	CHANDRAPUR	54555	35724	35743	19	65.5%	18812	31
8	PUNE	17336	13149	13155	6	75.9%	4181	9
9	GADCHIROLI	20609	16304	16306	2	79.1%	4303	10
10	JALNA	41057	19544	19545	1	47.6%	21512	32
11	AHMEDNAGAR	39938	34896	34896	0	87.4%	5042	14
12	AKOLA	34781	20246	20246	0	58.2%	14535	28
13	AMRAVATI	36242	22841	22841	0	63.0%	13401	27
14	AURANGABAD	36954	25616	25616	0	69.3%	11338	25
15	BEED	33057	26175	26175	0	79.2%	6882	18
16	BHANDARA	22211	16828	16828	0	75.8%	5383	16
17	GONDIA	18712	13886	13886	0	74.2%	4826	13
18	HINGOLI	38798	23021	23021	0	59.3%	15777	30
19	KOLHAPUR	16830	12905	12905	0	76.7%	3925	8
20	LATUR	35747	26761	26761	0	74.9%	8986	21
21	NANDED	34410	22342	22342	0	64.9%	12068	26
22	NANDURBAR	51420	16479	16479	0	32.0%	34941	34
23	NASHIK	49930	25115	25115	0	50.3%	24815	33
24	OSMANABAD	24003	17377	17377	0	72.4%	6626	17
25	PALGHAR	16073	11748	11748	0	73.1%	4325	11
26	RATNAGIRI	7197	6690	6690	0	93.0%	507	3
27	SANGLI	10132	8604	8604	0	84.9%	1528	4
28	SATARA	11532	11514	11514	0	99.8%	18	1
29	SINDHUDURG	2267	2110	2110	0	93.1%	157	2
30	SOLAPUR	23568	18485	18485	0	78.4%	5083	15
31	THANE	8574	6036	6036	0	70.4%	2538	7
32	WARDHA	14707	12549	12549	0	85.3%	2158	6
33	WASHIM	15828	11053	11053	0	69.8%	4775	12
34	YAVATMAL	41980	30798	30798	0	73.4%	11182	23
<b>Total</b>		<b>926162</b>	<b>620901</b>	<b>621546</b>	<b>645</b>	<b>67.1%</b>	<b>304616</b>	

राज्यपुरस्कृत आवास योजना ग्रामीण - प्रलंबीत मंजूरी

Sr. No.	Division	रमाई आवास योजना	शबरी आवास योजना	आदीम आवास योजना	पारधी आवास योजना	य.च.मु.व योजना	पुण्यश्लोक अहिल्यादेवी होळकर घरकुल योजना	एकूण
1	KONKAN DIV.	1469	7743	25	3	22	0	9262
2	PUNE DIV.	10903	3593	4	55	20	160	14735
3	NAGPUR DIV.	27218	21336	118	2	1613	16	50303
4	AMRAVATI DIV.	31890	19209	145	9	836	7	52096
5	NASHIK DIV.	21472	63047	61	19	1	29	84629
6	AURANGABAD DIV.	61661	26985	238	26	3795	886	93591
	<b>Total</b>	<b>154613</b>	<b>141913</b>	<b>591</b>	<b>114</b>	<b>6287</b>	<b>1098</b>	<b>304616</b>

Sr. No.	District	रमाई आवास योजना	शबरी आवास योजना	आदीम आवास योजना	पारधी आवास योजना	य.च.मु.व योजना	पुण्यश्लोक अहिल्यादेवी होळकर घरकुल योजना	एकूण
1	SATARA	18	0	0	0	0	0	18
2	SINDHUDURG	127	14	16	0	0	0	157
3	RATNAGIRI	400	84	0	1	22	0	507
4	SANGLI	1486	30	0	12	0	0	1528
5	RAIGAD	522	1211	0	2	0	0	1735
6	WARDHA	563	1572	23	0	0	0	2158
7	THANE	321	2211	6	0	0	0	2538
8	KOLHAPUR	3730	35	0	0	0	160	3925
9	PUNE	856	3287	4	14	20	0	4181
10	GADCHIROLI	1079	3198	26	0	0	0	4303
11	PALGHAR	99	4223	3	0	0	0	4325
12	WASHIM	3559	1216	0	0	0	0	4775
13	GONDIA	3233	1578	0	0	0	15	4826
14	AHMEDNAGAR	2653	2389	0	0	0	0	5042
15	SOLAPUR	4813	241	0	29	0	0	5083
16	BHANDARA	3871	1446	0	0	65	1	5383
17	OSMANABAD	4981	264	0	0	1381	0	6626
18	BEED	5578	1298	0	6	0	0	6882
19	BULDHANA	5765	2431	0	0	0	7	8203
20	JALGAON	3599	5014	0	3	0	29	8645
21	LATUR	7149	933	0	4	67	833	8986
22	PARBHANI	7664	2448	0	0	242	48	10402
23	YAVATMAL	5759	4604	145	1	673	0	11182
24	DHULE	3860	7325	0	0	1	0	11186
25	AURANGABAD	7153	4179	0	6	0	0	11338
26	NANDED	5208	6614	238	8	0	0	12068
27	AMRAVATI	5251	7980	0	7	163	0	13401
28	AKOLA	11556	2978	0	1	0	0	14535
29	NAGPUR	12086	2731	0	0	4	0	14821
30	HINGOLI	6950	8827	0	0	0	0	15777
31	CHANDRAPUR	6386	10811	69	2	1544	0	18812
32	JALNA	16978	2422	0	2	2105	5	21512
33	NASHIK	10413	14335	61	6	0	0	24815
34	NANDURBAR	947	33984	0	10	0	0	34941
	<b>Total</b>	<b>154613</b>	<b>141913</b>	<b>591</b>	<b>114</b>	<b>6287</b>	<b>1098</b>	<b>304616</b>



राज्यपुरस्कृत आवास योजना ग्रामीण - पूर्ण घरकूले

Sr. No.	Division	Sanction	14.09.2023	15.09.2023	Daily Achivement	Completion %	Remaining	To be Completed in Per Day till 30.11.23
1	AURANGABAD DIV.	179495	117956	118054	98	65.8%	61441	808
2	AMRAVATI DIV.	105702	73326	73350	24	69.4%	32352	426
3	KONKAN DIV.	35418	26308	26330	22	74.3%	9088	120
4	PUNE DIV.	64663	54188	54210	22	83.8%	10453	138
5	NAGPUR DIV.	113782	75371	75383	12	66.3%	38399	505
6	NASHIK DIV.	122486	93683	93690	7	76.5%	28796	379
	<b>Total</b>	<b>621546</b>	<b>440832</b>	<b>441017</b>	<b>185</b>	<b>71.0%</b>	<b>180529</b>	<b>2375</b>

Sr. No.	District	Sanction	14.09.2023	15.09.2023	Daily Achivement	Completion %	Remaining	To be Completed in Per Day till 30.11.23
1	NANDED	22342	13477	13512	35	60.5%	8830	116
2	AURANGABAD	25616	17252	17267	15	67.4%	8349	110
3	BULDHANA	20764	15146	15160	14	73.0%	5604	74
4	HINGOLI	23021	11105	11119	14	48.3%	11902	157
5	LATUR	26761	20570	20583	13	76.9%	6178	81
6	PALGHAR	11748	8475	8488	13	72.3%	3260	43
7	BEED	26175	16742	16754	12	64.0%	9421	124
8	JALNA	19545	13082	13088	6	67.0%	6457	85
9	NAGPUR	18470	9655	9661	6	52.3%	8809	116
10	PUNE	13155	10484	10490	6	79.7%	2665	35
11	SATARA	11514	9866	9872	6	85.7%	1642	22
12	JALGAON	25772	18875	18880	5	73.3%	6892	91
13	THANE	6036	4253	4258	5	70.5%	1778	23
14	YAVATMAL	30798	20289	20294	5	65.9%	10504	138
15	RAIGAD	8834	5283	5287	4	59.8%	3547	47
16	SANGLI	8604	7259	7263	4	84.4%	1341	18
17	SOLAPUR	18485	15535	15539	4	84.1%	2946	39
18	AKOLA	20246	13797	13800	3	68.2%	6446	85
19	PARBHANI	18658	14340	14343	3	76.9%	4315	57
20	WARDHA	12549	9635	9638	3	76.8%	2911	38
21	AMRAVATI	22841	15736	15738	2	68.9%	7103	93
22	KOLHAPUR	12905	11044	11046	2	85.6%	1859	24
23	BHANDARA	16828	12904	12905	1	76.7%	3923	52
24	CHANDRAPUR	35743	20183	20184	1	56.5%	15559	205
25	DHULE	20224	14062	14063	1	69.5%	6161	81
26	GADCHIROLI	16306	11920	11921	1	73.1%	4385	58
27	NASHIK	25115	19534	19535	1	77.8%	5580	73
28	AHMEDNAGAR	34896	30056	30056	0	86.1%	4840	64
29	GONDIA	13886	11074	11074	0	79.7%	2812	37
30	NANDURBAR	16479	11156	11156	0	67.7%	5323	70
31	OSMANABAD	17377	11388	11388	0	65.5%	5989	79
32	RATNAGIRI	6690	6273	6273	0	93.8%	417	5
33	SINDHUDURG	2110	2024	2024	0	95.9%	86	1
34	WASHIM	11053	8358	8358	0	75.6%	2695	35
	<b>Total</b>	<b>621546</b>	<b>440832</b>	<b>441017</b>	<b>185</b>	<b>71.0%</b>	<b>180529</b>	<b>2375</b>

## राज्य योजना अपूर्ण घरकुले

Sr. No.	Division	रमाई आवास योजना	शहरी आवास योजना	आदीम आवास योजना	पारधी आवास योजना	य.च.मु.व योजना	पुण्यश्लोक अहिल्यादेवी होळकर घरकुल योजना	एकूण
1	KONKAN DIV.	1004	7597	467	0	8	12	9088
2	PUNE DIV.	8973	951	56	57	51	365	10453
3	NASHIK DIV.	11552	16856	25	122	78	163	28796
4	AMRAVATI DIV.	16762	11529	2178	199	1603	81	32352
5	NAGPUR DIV.	11123	21464	766	23	5002	21	38399
6	AURANGABAD DIV.	51237	9331	45	62	464	302	61441
	<b>Total</b>	<b>100651</b>	<b>67728</b>	<b>3537</b>	<b>463</b>	<b>7206</b>	<b>944</b>	<b>180529</b>

Sr. No.	District	रमाई आवास योजना	शहरी आवास योजना	आदीम आवास योजना	पारधी आवास योजना	य.च.मु.व योजना	पुण्यश्लोक अहिल्यादेवी होळकर घरकुल योजना	एकूण
1	SINDHUDURG	85	1	0	0	0	0	86
2	RATNAGIRI	384	21	4	0	8	0	417
3	AHMEDNAGAR	2602	2202	0	16	20	0	4840
4	SATARA	1573	38	0	0	31	0	1642
5	KOLHAPUR	1463	12	0	0	19	365	1859
6	SANGLI	1330	7	0	4	0	0	1341
7	SOLAPUR	2860	77	0	8	1	0	2946
8	GONDIA	1385	1427	0	0	0	0	2812
9	PUNE	1747	817	56	45	0	0	2665
10	NASHIK	2510	3016	25	29	0	0	5580
11	LATUR	6049	129	0	0	0	0	6178
12	PARBHANI	3131	780	0	0	202	202	4315
13	WARDHA	1468	1218	224	1	0	0	2911
14	BHANDARA	1516	1188	0	0	1198	21	3923
15	WASHIM	1756	935	0	2	0	2	2695
16	JALGAON	3246	3419	0	64	0	163	6892
17	GADCHIROLI	1335	2763	287	0	0	0	4385
18	BULDHANA	4717	791	0	17	0	79	5604
19	PALGHAR	65	3078	117	0	0	0	3260
20	THANE	243	1341	194	0	0	0	1778
21	DHULE	2218	3872	0	13	58	0	6161
22	AMRAVATI	3375	3570	0	28	130	0	7103
23	AKOLA	4639	1772	0	35	0	0	6446
24	NANDURBAR	976	4347	0	0	0	0	5323
25	AURANGABAD	6972	1370	0	7	0	0	8349
26	JALNA	6156	77	0	6	118	100	6457
27	YAVATMAL	2275	4461	2178	117	1473	0	10504
28	OSMANABAD	5728	76	0	41	144	0	5989
29	BEED	8944	469	0	8	0	0	9421
30	NANDED	8352	433	45	0	0	0	8830
31	RAIGAD	227	3156	152	0	0	12	3547
32	CHANDRAPUR	4588	6903	255	16	3797	0	15559
33	NAGPUR	831	7965	0	6	7	0	8809
34	HINGOLI	5905	5997	0	0	0	0	11902
	<b>Total</b>	<b>100651</b>	<b>67728</b>	<b>3537</b>	<b>463</b>	<b>7206</b>	<b>944</b>	<b>180529</b>

प्रधानमंत्री आवास योजना ग्रामीण - हप्ते वितरण

Sr. No.	Division	1st Installment (Daily Achievement)	1st Installment Remaining	2nd Installment (Daily Achievement)	2nd Installment Remaining	3rd Installment (Daily Achievement)	3rd Installment Remaining
1	PUNE DIV.	14	3853	72	12952	130	5405
2	AMRAVATI DIV.	12	19196	29	25480	45	11832
3	AURANGABAD DIV.	0	11688	10	42427	23	21220
4	KONKAN DIV.	0	151	1	2648	4	1883
5	NAGPUR DIV.	0	3968	0	17334	3	8001
6	NASHIK DIV.	0	6075	0	32269	0	18750
	<b>Total</b>	<b>26</b>	<b>44931</b>	<b>112</b>	<b>133110</b>	<b>205</b>	<b>67091</b>

Sr. No.	District	1st Installment (Daily Achievement)	1st Installment Remaining	2nd Installment (Daily Achievement)	2nd Installment Remaining	3rd Installment (Daily Achievement)	3rd Installment Remaining
1	SANGLI	-39	263	67	2742	96	1138
2	YAVATMAL	12	1491	15	6629	33	3441
3	SOLAPUR	14	2500	5	5609	34	2109
4	BULDHANA	0	7084	14	4494	12	2620
5	PARBHANI	0	393	6	4157	17	2173
6	JALNA	0	1564	4	3154	6	2400
7	SINDHUDURG	0	5	0	136	4	104
8	GONDIA	0	825	0	3023	3	1802
9	RAIGAD	0	12	1	434	0	310
10	AHMEDNAGAR	0	2495	0	3120	0	1894
11	AKOLA	0	1916	0	4309	0	1680
12	AMRAVATI	0	7485	0	7469	0	2484
13	AURANGABAD	0	1867	0	4536	0	1975
14	BEED	0	1418	0	6714	0	3791
15	BHANDARA	0	740	0	4757	0	1411
16	DHULE	0	207	0	5818	0	3200
17	GADCHIROLI	0	208	0	2051	0	1669
18	HINGOLI	0	1709	0	2542	0	1253
19	JALGAON	0	2234	0	11080	0	3488
20	KOLHAPUR	0	267	0	1868	0	788
21	LATUR	0	1917	0	3145	0	1525
22	NAGPUR	0	904	0	2717	0	998
23	NANDED	0	1298	0	15794	0	5512
24	NANDURBAR	0	748	0	7300	0	7213
25	NASHIK	0	391	0	4951	0	2955
26	OSMANABAD	0	1522	0	2385	0	2591
27	PALGHAR	0	51	0	1379	0	961
28	RATNAGIRI	0	48	0	264	0	230
29	THANE	0	35	0	435	0	278
30	WARDHA	0	428	0	1196	0	566
31	WASHIM	0	1220	0	2579	0	1607
32	CHANDRAPUR	-1	863	0	3590	0	1555
33	SATARA	-5	139	0	607	0	542
34	PUNE	-36	684	-1	2126	0	828
	<b>Total</b>	<b>26</b>	<b>44931</b>	<b>112</b>	<b>133110</b>	<b>205</b>	<b>67091</b>

राज्यपुरस्कृत आवास योजना ग्रामीण - हप्ते वितरण

Sr. No.	Division	1st Installment (Daily Achivement)	1st Installment Remaining	2nd Installment (Daily Achivement)	2nd Installment Remaining	3rd Installment (Daily Achivement)	3rd Installment Remaining
1	NAGPUR DIV.	6	11259	1	18182	1	4178
2	AMRAVATI DIV.	0	5922	0	15539	1	4878
3	KONKAN DIV.	0	2918	0	3087	1	1238
4	NASHIK DIV.	0	6533	0	11541	0	5509
5	AURANGABAD DIV.	0	12721	0	29548	0	13024
6	PUNE DIV.	0	2223	0	4542	0	1721
	<b>Total</b>	<b>6</b>	<b>41576</b>	<b>1</b>	<b>82439</b>	<b>3</b>	<b>30548</b>

Sr. No.	District	1st Installment (Daily Achivement)	1st Installment Remaining	2nd Installment (Daily Achivement)	2nd Installment Remaining	3rd Installment (Daily Achivement)	3rd Installment Remaining
1	CHANDRAPUR	6	3067	1	9203	1	1667
2	RAIGAD	0	1672	0	1022	1	427
3	YAVATMAL	0	2217	0	5136	1	1509
4	AHMEDNAGAR	0	448	0	2883	0	1212
5	AKOLA	0	943	0	3475	0	953
6	AMRAVATI	0	1495	0	3743	0	727
7	AURANGABAD	0	1811	0	3395	0	1649
8	BEED	0	1222	0	3908	0	2798
9	BHANDARA	0	844	0	1760	0	352
10	BULDHANA	0	748	0	1732	0	1028
11	DHULE	0	1144	0	2400	0	1212
12	GADCHIROLI	0	852	0	1515	0	1023
13	GONDIA	0	467	0	1381	0	524
14	HINGOLI	0	3590	0	6036	0	1534
15	JALGAON	0	932	0	3607	0	1437
16	JALNA	0	886	0	2346	0	1796
17	KOLHAPUR	0	506	0	963	0	243
18	LATUR	0	957	0	2724	0	1548
19	NAGPUR	0	4689	0	3331	0	364
20	NANDED	0	2183	0	5247	0	1515
21	NANDURBAR	0	2402	0	709	0	824
22	NASHIK	0	1607	0	1942	0	824
23	OSMANABAD	0	1232	0	3397	0	1242
24	PALGHAR	0	109	0	1634	0	566
25	PARBHANI	0	840	0	2495	0	942
26	PUNE	0	326	0	1072	0	463
27	RATNAGIRI	0	42	0	114	0	82
28	SANGLI	0	198	0	621	0	268
29	SINDHUDURG	0	2	0	55	0	13
30	SOLAPUR	0	547	0	1335	0	554
31	THANE	0	1093	0	262	0	150
32	WARDHA	0	1340	0	992	0	248
33	WASHIM	0	519	0	1453	0	661
34	SATARA	-3	646	0	551	0	193
	<b>Total</b>	<b>6</b>	<b>41576</b>	<b>1</b>	<b>82439</b>	<b>3</b>	<b>30548</b>

**राज्य योजना: पहिला हप्ता प्रलंबीत**

Sr. No.	Division	रमाई आवास योजना	शबरी आवास योजना	आदीम आवास योजना	पारधी आवास योजना	य.च.मु.व योजना	पुण्यश्लोक अहिल्यादेवी होळकर घरकुल योजना	एकूण
1	KONKAN DIV.	106	2785	27	0	0	0	2918
2	PUNE DIV.	1864	195	7	15	7	135	2223
3	NASHIK DIV.	573	5799	0	6	78	77	6533
4	AMRAVATI DIV.	1112	3189	230	20	1365	6	5922
5	NAGPUR DIV.	1607	7350	199	2	2090	11	11259
6	AURANGABAD DIV.	8970	3276	13	21	233	208	12721
	<b>Total</b>	<b>14232</b>	<b>22594</b>	<b>476</b>	<b>64</b>	<b>3773</b>	<b>437</b>	<b>41576</b>

Sr. No.	District	रमाई आवास योजना	शबरी आवास योजना	आदीम आवास योजना	पारधी आवास योजना	य.च.मु.व योजना	पुण्यश्लोक अहिल्यादेवी होळकर घरकुल योजना	एकूण
1	SINDHUDURG	2	0	0	0	0	0	2
2	RATNAGIRI	41	1	0	0	0	0	42
3	AHMEDNAGAR	151	275	0	2	20	0	448
4	SATARA	627	14	0	0	5	0	646
5	KOLHAPUR	359	10	0	0	2	135	506
6	SANGLI	194	4	0	0	0	0	198
7	SOLAPUR	536	10	0	1	0	0	547
8	GONDIA	213	254	0	0	0	0	467
9	PUNE	148	157	7	14	0	0	326
10	NASHIK	90	1517	0	0	0	0	1607
11	LATUR	938	19	0	0	0	0	957
12	PARBHANI	217	295	0	0	126	202	840
13	WARDHA	523	690	127	0	0	0	1340
14	BHANDARA	252	103	0	0	478	11	844
15	WASHIM	206	313	0	0	0	0	519
16	JALGAON	263	588	0	4	0	77	932
17	GADCHIROLI	162	656	34	0	0	0	852
18	BULDHANA	266	476	0	0	0	6	748
19	PALGHAR	2	104	3	0	0	0	109
20	THANE	26	1052	15	0	0	0	1093
21	DHULE	53	1033	0	0	58	0	1144
22	AMRAVATI	300	1172	0	3	20	0	1495
23	AKOLA	334	607	0	2	0	0	943
24	NANDURBAR	16	2386	0	0	0	0	2402
25	AURANGABAD	1357	451	0	3	0	0	1811
26	JALNA	800	11	0	1	68	6	886
27	YAVATMAL	6	621	230	15	1345	0	2217
28	OSMANABAD	1180	2	0	11	39	0	1232
29	BEED	1061	155	0	6	0	0	1222
30	NANDED	2058	112	13	0	0	0	2183
31	RAIGAD	35	1628	9	0	0	0	1672
32	CHANDRAPUR	376	1040	38	1	1612	0	3067
33	NAGPUR	81	4607	0	1	0	0	4689
34	HINGOLI	1359	2231	0	0	0	0	3590
	<b>Total</b>	<b>14232</b>	<b>22594</b>	<b>476</b>	<b>64</b>	<b>3773</b>	<b>437</b>	<b>41576</b>

## प्रधानमंत्री आवास योजना ग्रामीण - Delayed Houses

■ पहिला हप्ता मिळाल्यानंतर १२ महिने उलटूनही अपूर्ण घरकुले
 ■ पहिला हप्ता मिळाल्यानंतर १८ महिने उलटूनही अपूर्ण घरकुले
 ■ पहिला हप्ता मिळाल्यानंतर १० दिवसानंतरही दुसरा हप्ता न मिळालेले घरकुले
 ■ दुसरा हप्ता मिळाल्यानंतर १० दिवसानंतरही तिसरा हप्ता न मिळालेले घरकुले
 ■ तिसरा हप्ता मिळाल्यानंतर १० दिवसानंतरही अपूर्ण घरांची संख्या

जिल्हा	पहिला हप्ता मिळाल्यानंतर १२ महिने उलटूनही अपूर्ण घरकुले	पहिला हप्ता मिळाल्यानंतर १८ महिने उलटूनही अपूर्ण घरकुले	पहिला हप्ता मिळाल्यानंतर १० दिवसानंतरही दुसरा हप्ता न मिळालेले घरकुले	दुसरा हप्ता मिळाल्यानंतर १० दिवसानंतरही तिसरा हप्ता न मिळालेले घरकुले	तिसरा हप्ता मिळाल्यानंतर १० दिवसानंतरही अपूर्ण घरांची संख्या
AHMEDNAGAR	2723	1536	3006	1627	34
AKOLA	3430	2698	3521	1046	251
AMRAVATI	7487	5044	6783	1717	1163
AURANGABAD	3880	2047	4227	1382	720
BEED	5289	1768	5846	2274	578
BHANDARA	7253	4279	4016	993	2599
BULDHANA	3862	1910	4071	1550	950
CHANDRAPUR	3560	1811	3158	1107	863
DHULE	8670	3816	5526	2522	1822
GADCHIROLI	4115	2394	1997	1410	1321
GONDIA	1823	1493	2817	1420	244
HINGOLI	1975	633	2392	817	170
JALGAON	9950	6223	10664	2475	598
JALNA	2748	1002	2945	1649	461
KOLHAPUR	1724	811	1685	598	133
LATUR	1372	630	3065	916	109
NAGPUR	3082	2246	2489	817	626
NANDED	11870	8172	14963	3595	406
NANDURBAR	15644	9806	7071	6004	6402
NASHIK	7327	4020	4588	2463	1776
OSMANABAD	1995	550	1574	2332	9
PALGHAR	1610	535	1290	854	920
PARBHANI	1606	667	3846	1344	126
PUNE	2582	1682	1885	704	625
RAIGAD	684	417	420	271	157
RATNAGIRI	367	34	250	198	154
SANGLI	3004	1983	2654	761	271
SATARA	624	241	553	360	253
SINDHUDURG	143	50	132	98	37
SOLAPUR	5369	4111	5030	1407	607
THANE	691	164	435	238	268
WARDHA	1092	659	964	487	200
WASHIM	1515	729	2197	1162	42
YAVATMAL	7531	4011	6264	2563	2034